Report Crop Production by Landlord

Document #:	3027	Product:	CenterPoint® Accounting for Agriculture

Crop Production Reports provide a summary of harvest entries. If we customize the existing Crop Production Reports, we can generate a production report to give each landlord that includes the landlord share and percent instead of the Owner shares and percent. We will also group the customized report by Production Year, Owner/Operator Name and Profit Center. Grouping by Profit Center will give us a subtotal for each crop.

Report Crop Production by Landlord

1. Select **Reports > Reports > Production > Crop Production Detail > Crop Production by Owner and Operator**.
2. From the Reports Selection:
   - Select **Production Year**, select **Equal To**, enter the appropriate year, and then click **OK**.
   - Select **Owner Operator Id**, move the owner/operator(s) to the Selected list, and then click **OK**.

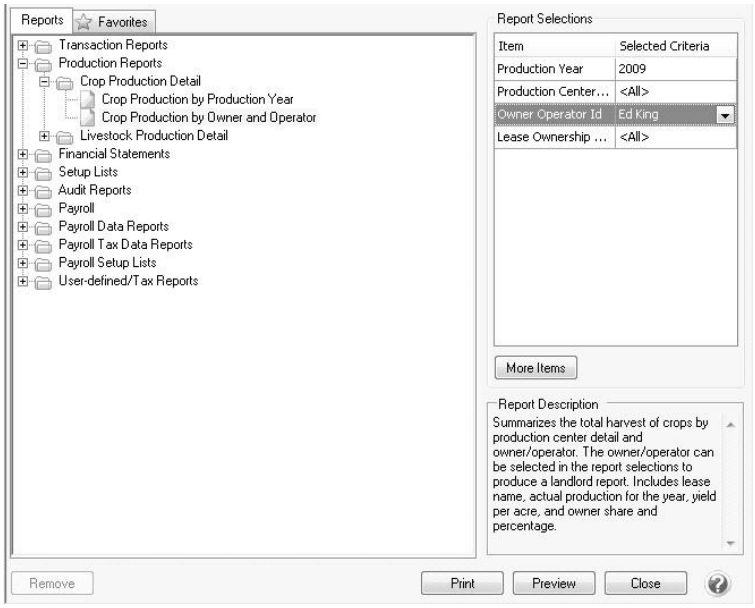

3. Click on **Preview**.
4. Once the report is previewed we can begin customizing it by changing the columns displayed. Click on the **Columns** tab.
   - Unselect **Production Center Detail** and **Participation**.
   - Select **Production Center Name**. Once it's selected use the arrow up button to move it to the top of the list.
   - The column name (header) displayed above a column can also be changed (for example change the Owner/Operator Share Qty 1 column title to Landlord Share Qty 1 column). Select the column and change the text in the Header field available in Appearance area below.
   - If needed, the column width can be modified also. Select the column and change the Width field available in the Appearance area below.

This documentation is for informational purposes only. For specific accounting guidance, please contact your accountant.

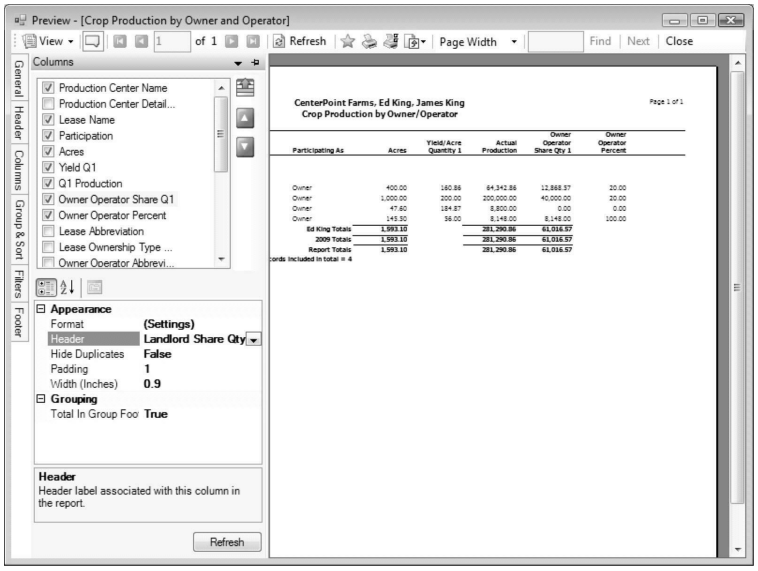

5. Click on the **Group & Sort** tab so that we can group the report by Production Year, Owner/Operator Name and Profit Center.

   - Use the scroll down button to find the **Profit Center Name** field and put a check mark in **Group**.
   - Use the arrow up button to move the **Profit Center Name** so that it's listed after Owner/Operator Name.

> Note: the striped up arrow immediately moves the field to the top with other selected items. The plain green up arrow moves the item up the list one row at a time.

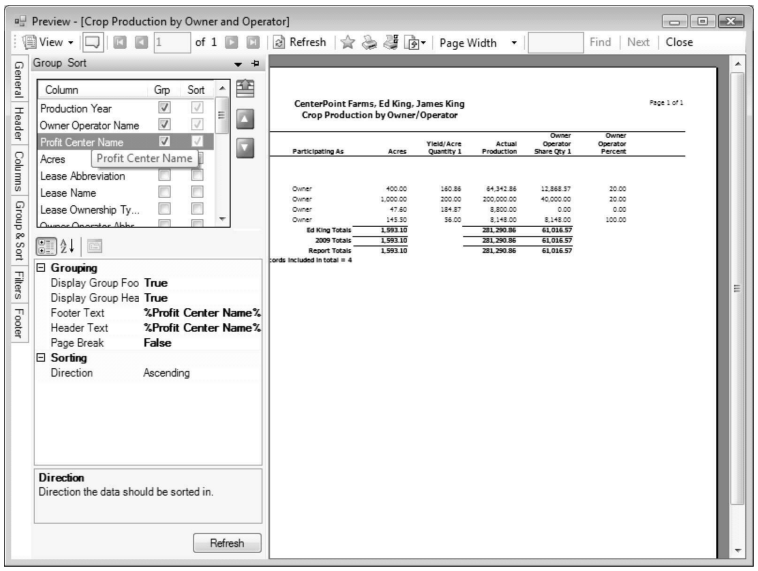

6. Click on the **Refresh** button to update the previewed report with the new changes.

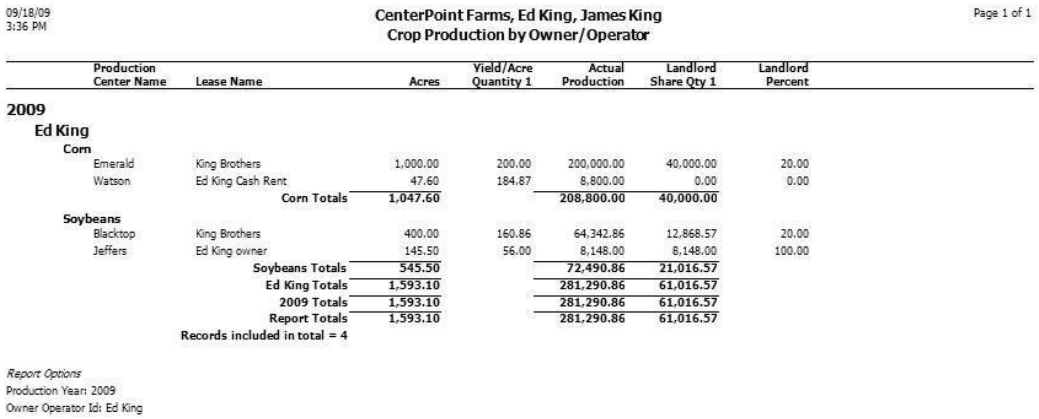

09/18/09
3:36 PM

CenterPoint Farms, Ed King, James King
Crop Production by Owner/Operator

Page 1 of 1

Production Center Name	Lease Name	Acres	Yield/Acre Quantity 1	Actual Production	Landlord Share Qty 1	Landlord Percent
2009						
Ed King						
Corn						
Emerald	King Brothers	1,000.00	200.00	200,000.00	40,000.00	20.00
Watson	Ed King Cash Rent	47.60	184.87	8,800.00	0.00	0.00
	Corn Totals	**1,047.60**		**208,800.00**	**40,000.00**	
Soybeans						
Blacktop	King Brothers	400.00	160.86	64,342.86	12,868.57	20.00
Jeffers	Ed King owner	145.50	56.00	8,148.00	8,148.00	100.00
	Soybeans Totals	**545.50**		**72,490.86**	**21,016.57**	
	Ed King Totals	**1,593.10**		**281,290.86**	**61,016.57**	
	2009 Totals	**1,593.10**		**281,290.86**	**61,016.57**	
	Report Totals	**1,593.10**		**281,290.86**	**61,016.57**	
	Records included in total = 4					

Report Options
Production Year: 2009
Owner Operator Id: Ed King

7. If no other changes are needed, click on the **Favorites** icon in the preview toolbar to save your changes as a new report.
8. When prompted, enter a title for the new report and click **OK**.

Frequently Asked Questions

Q: How do I print a Crop Production Report for all production?

A: Select **Reports > Reports > Production > Crop Production Detail > Crop Production by Owner and Operator**. From the Report Selections, choose the appropriate **Product Year**. All other Report Selections should be set to ALL. Click **Preview**. This report is grouped by production year and next, each owner and/or operator.

This documentation is for informational purposes only. For specific accounting guidance, please contact your accountant.